

Monthly Cash Flow Plan

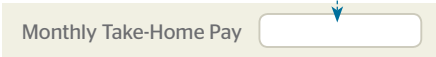
Cash flows in and out each month. Make sure you tell it where to go!

Yes, this budget form has a lot of lines and blanks.

But that's okay. We do that so we can list practically every expense imaginable on this form to prevent you from forgetting something. Don't expect to put something on every line. Just use the ones that are relevant to your specific situation.

Step 1





Enter your monthly take-home pay in the box at the top right (A). This is the amount you have for the month to budget. So far so good, huh?

A 

Step 2




Within each main category, such as Food, there are subcategories, like Groceries. Start at the top and work your way down, filling out the Budgeted column (B) first. Add up each subcategory and put that number in the Total box (C).

Also, pay attention to Dave's recommended percentages (D). This will help you keep from budgeting too much for a category.

B 
C 

D 





Step 3

Finally, enter your take-home pay in the top box at the end of the page (E), then add up all categories and place that total in the Category Totals box (F). Then subtract your Category Totals amount from your Take-Home Pay. You should have a zero balance (G). Doesn't that feel great?

E 
F 
G 

Step 4

When the month ends, put what you actually spent in the Spent column (H). That will help you make any necessary adjustments to the next month's budget.

H 




Monthly Cash Flow Plan

Cash flows in and out each month. Make sure you tell it where to go!

Monthly Take-Home Pay

Add up budgeted column
and enter here

These icons represent good options for cash envelopes

♥ CHARITY

Spent Budgeted

Tithes _____
Charity & Offerings _____

*10-15% TOTAL

🏠 SAVING

Spent Budgeted

Emergency Fund _____
Retirement Fund _____
College Fund _____

*10-15% TOTAL

🏠 HOUSING

Spent Budgeted

First Mortgage/Rent _____
Second Mortgage _____
Real Estate Taxes _____
Repairs/Maint. _____
Association Dues _____

*25-35% TOTAL

⚙️ UTILITIES

Spent Budgeted

Electricity _____
Gas _____
Water _____
Trash _____
Phone/Mobile _____
Internet _____
Cable _____

*5-10% TOTAL

🍏 FOOD

Spent Budgeted

✉ Groceries _____
✉ Restaurants _____

*5-15% TOTAL

👕 CLOTHING

Spent Budgeted

✉ Adults _____
✉ Children _____
✉ Cleaning/Laundry _____

*2-7% TOTAL

🚗 TRANSPORTATION

Spent Budgeted

Gas & Oil _____
✉ Repairs & Tires _____
License & Taxes _____
Car Replacement _____
Other _____

*10-15% TOTAL

🏥 MEDICAL/HEALTH

Spent Budgeted

Medications _____
Doctor Bills _____
Dentist _____
Optometrist _____
Vitamins _____
Other _____
Other _____

*5-10% TOTAL

INSURANCE

Spent Budgeted

Life Insurance _____

Health Insurance _____

Homeowner/Renter _____

Auto Insurance _____

Disability Insurance _____

Identity Theft _____

Long-Term Care _____

*10-25% TOTAL

PERSONAL

Spent Budgeted

Child Care/Sitter _____

Toiletries _____

Cosmetics/Hair Care _____

Education/Tuition _____

Books/Supplies _____

Child Support _____

Alimony _____

Subscriptions _____

Organization Dues _____

Gifts (inc. Christmas) _____

Replace Furniture _____

Pocket Money (His) _____

Pocket Money (Hers) _____

Baby Supplies _____

Pet Supplies _____

Music/Technology _____

Miscellaneous _____

Other _____

Other _____

*5-10% TOTAL

RECREATION

Spent Budgeted

Entertainment _____

Vacation _____

*5-10% TOTAL

DEBTS

Spent Budgeted

Car Payment 1 _____

Car Payment 2 _____

Credit Card 1 _____

Credit Card 2 _____

Credit Card 3 _____

Credit Card 4 _____

Credit Card 5 _____

Student Loan 1 _____

Student Loan 2 _____

Student Loan 3 _____

Student Loan 4 _____

Other _____

Other _____

Other _____

Other _____

Your goal is 0% *5-10% TOTAL

Once you have completed filling out each category, subtract all category totals from your take-home pay.

